

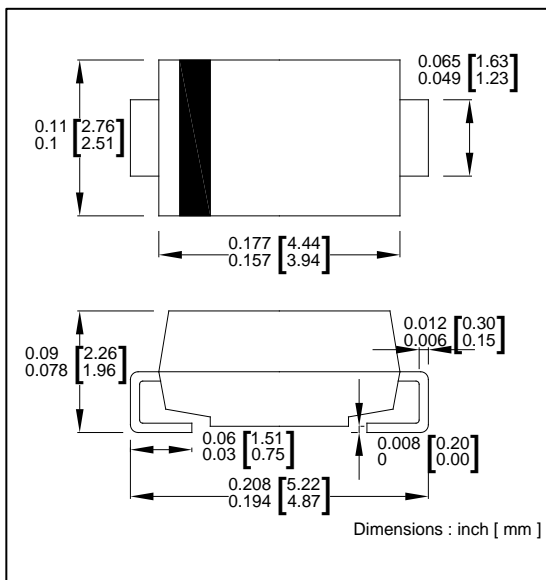


SM4728A-SM4764A

ZENER 1W SERIES

SMA4728A - SMA4764A V_Z : 3.3 - 100 Volts PD : 1 Watt

SMA/DO214AC



FEATURES

- Glass passivated chip
- Low leakage
- Built-in strain relief
- Low inductance
- High peak reverse power dissipation
- Lead (Pb)-free component
- For use in stabilizing and clipping circuits with high power rating

MECHANICAL DATA

- Case: Molded plastic
- Epoxy: UL 94V-0 rate flame retardant
- Lead: Axial leads, solderable per MIL-STD-202, method 208 guaranteed
- Polarity: Color band denotes cathode end
- Mounting position: Any

RATINGS AND ELECTRICAL CHARACTERISTICS

Rating at 25°C ambient temperature unless otherwise specified

Parameter	Symbol	Value	UNIT
DC Power Dissipation at $T_L = 50^\circ\text{C}$ (Note1)	P_D	1.0	Watts
Peak pulse current with a 10/1000 μs waveform	V_F	1.2	Volts
Maximum Thermal Resistance Junction to Ambient	$R_{\theta JA}$	170	K/W
Junction Temperature Range	T_J	- 55 to + 175	$^\circ\text{C}$
Storage Temperature Range	T_{STG}	- 55 to + 175	$^\circ\text{C}$

Note:

(1) T_L = Lead temperature at 3/8 " (9.5mm) from body.

(2) Valid provided that leads are kept at ambient temperature at a distance of 10 mm from case.



SMA4728A-SMA4764A

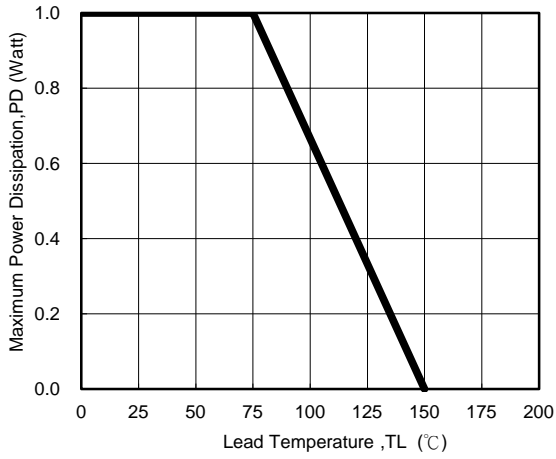


Fig. 1 - Power Temperature Derating Curve

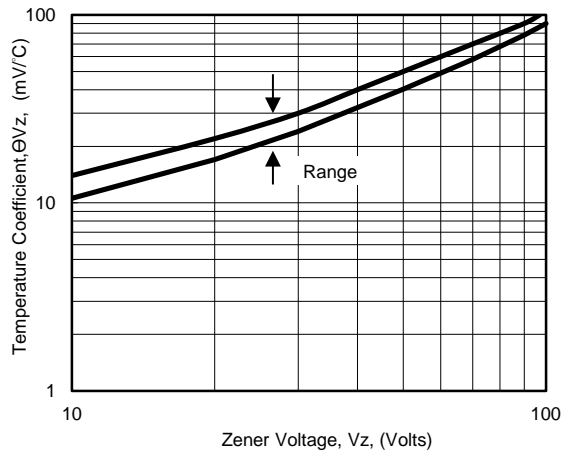


Fig. 2 - Temperature Coefficients v.s. Zener Voltage

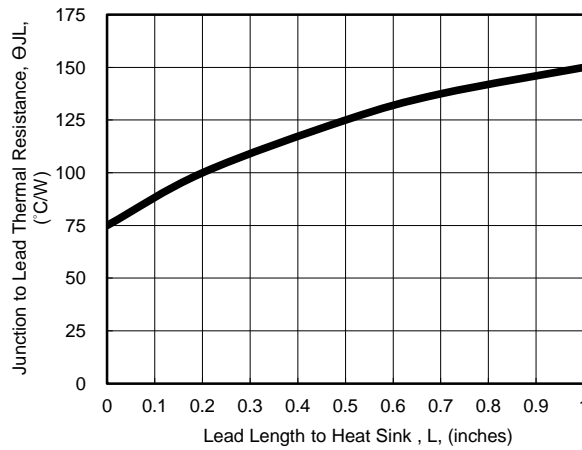


Fig. 3 - Typical Thermal Resistance v.s. Lead Length

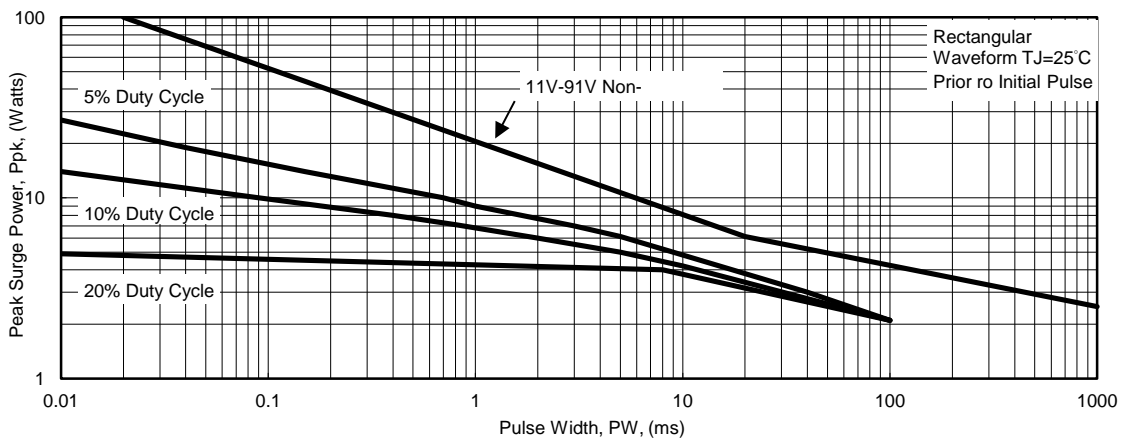


FIG.4 - Maximum Surge Power

Electrical Characteristics($T_A=25^{\circ}\text{C}$ unless otherwise noted)

ZENER 1W SERIES	DEVICE MARKING CODE	Nominal Zener Voltage		Maximum Zener Impedance			Maximum Reverse Leakage Current		Maximum DC Zener Current	Maximum Surge Current
		VZ @ IZT	IZT	ZZT @ IZT	ZZK @ IZK	IZK	IR @ VR		IZM	IRM
		(V)	(mA)	(Ω)	(Ω)	(mA)	(μA)	(V)	(mA)	(mA _{pk})
SMA4728A	28A	3.3	76.0	10.0	400	1.0	100	1.0	274	1370
SMA4729A	29A	3.6	69.0	10.0	400	1.0	100	1.0	251	1255
SMA4730A	30A	3.9	64.0	9.0	400	1.0	50	1.0	232	1160
SMA4731A	31A	4.3	58.0	9.0	400	1.0	10	1.0	210	1050
SMA4732A	32A	4.7	53.0	8.0	500	1.0	10	1.0	192	960
SMA4733A	33A	5.1	49.0	7.0	550	1.0	10	1.0	177	885
SMA4734A	34A	5.6	45.0	5.0	600	1.0	10	2.0	161	805
SMA4735A	35A	6.2	41.0	2.0	700	1.0	10	3.0	146	730
SMA4736A	36A	6.8	37.0	3.5	700	1.0	5.0	4.0	133	660
SMA4737A	37A	7.5	34.0	4.0	700	0.5	5.0	5.0	121	605
SMA4738A	38A	8.2	31.0	4.5	700	0.5	0.5	6.0	110	550
SMA4739A	39A	9.1	28.0	5.0	700	0.5	0.5	7.0	100	500
SMA4740A	40A	10	25.0	7.0	700	0.25	0.1	7.6	91	454
SMA4741A	41A	11	23.0	8.0	700	0.25	0.1	8.4	83	414
SMA4742A	42A	12	21.0	9.0	700	0.25	0.1	9.1	76	380
SMA4743A	43A	13	19.0	10	700	0.25	0.1	9.9	69	344
SMA4744A	44A	15	17.0	14	700	0.25	0.1	11.4	61	305
SMA4745A	45A	16	15.5	16	700	0.25	0.1	12.2	57	285
SMA4746A	46A	18	14.0	20	750	0.25	0.1	13.7	50	250
SMA4747A	47A	20	12.5	22	750	0.25	0.1	15.2	45	225
SMA4748A	48A	22	11.5	23	750	0.25	0.1	16.7	41	205
SMA4749A	49A	24	10.5	25	750	0.25	0.1	18.2	38	190
SMA4750A	50A	27	9.5	35	750	0.25	0.1	20.6	34	170
SMA4751A	51A	30	8.5	40	1000	0.25	0.1	22.8	30	150
SMA4752A	52A	33	7.5	45	1000	0.25	0.1	25.1	27	135
SMA4753A	53A	36	7.0	50	1000	0.25	0.1	27.4	25	125
SMA4754A	54A	39	6.5	60	1000	0.25	0.1	29.7	23	115
SMA4755A	55A	43	6.0	70	1500	0.25	0.1	32.7	22	110
SMA4756A	56A	47	5.5	80	1500	0.25	0.1	35.8	19	95
SMA4757A	57A	51	5.0	95	1500	0.25	0.1	38.8	18	90
SMA4758A	58A	56	4.5	110	2000	0.25	0.1	42.6	16	80
SMA4759A	59A	62	4.0	125	2000	0.25	0.1	47.1	14	70
SMA4760A	60A	68	3.7	150	2000	0.25	0.1	51.7	13	65
SMA4761A	61A	75	3.3	175	2000	0.25	0.1	56.0	12	60
SMA4762A	62A	82	3.0	200	3000	0.25	0.1	62.2	11	55
SMA4763A	63A	91	2.8	250	3000	0.25	0.1	69.2	10	50
SMA4764A	64A	100	2.5	350	3000	0.25	0.1	76.0	9.0	45

Notes :

- (1) The type number listed have a standard tolerance on the nominal zener voltage of $\pm 5\%$.
- (2) The reverse surge current is a non-repetitive, 8.3ms pulse width square wave or equivalent sine-wave superimposed on IZT per JEDEC Method